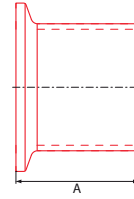


DT 22

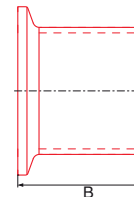
Automatic Tube Weld:
Ferrule, Length A



Nominal Size		Order Code		A	
inch	mm	SF1	SF4	inch	mm
1/4	6,35	22A a 1	22A a 4	1.750	44,50
3/8	9,53	22A b 1	22A b 4	1.750	44,50
1/2	12,70	22A c 1	22A c 4	1.750	44,50
3/4	19,05	22A d 1	22A d 4	1.750	44,50
1	25,40	22A e 1	22A e 4	1.750	44,50
1 1/2	38,10	22A f 1	22A f 4	1.750	44,50
2	50,80	22A g 1	22A g 4	2.250	57,20
2 1/2	63,50	22A h 1	22A h 4	2.250	57,20
3	76,20	22A i 1	22A i 4	2.250	57,20
4	101,60	22A j 1	22A j 4	2.250	57,20
6	152,40	22A k 1	22A k 4	3.000	76,20

DT 22

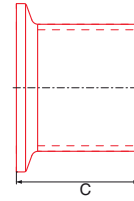
Automatic Tube Weld:
Ferrule, Length B



Nominal Size		Order Code		B	
inch	mm	SF1	SF4	inch	mm
1/4	6,35	22B a 1	22B a 4	1.130	28,70
3/8	9,53	22B b 1	22B b 4	1.130	28,70
1/2	12,70	22B c 1	22B c 4	1.130	28,70
3/4	19,05	22B d 1	22B d 4	1.130	28,70
1	25,40	22B e 1	22B e 4	1.130	28,70
1 1/2	38,10	22B f 1	22B f 4	1.130	28,70
2	50,80	22B g 1	22B g 4	1.130	28,70
2 1/2	63,50	22B h 1	22B h 4	1.130	28,70
3	76,20	22B i 1	22B i 4	1.130	28,70
4	101,60	22B j 1	22B j 4	1.130	28,70
6	152,40	22B k 1	22B k 4	1.500	38,10

DT 22

Automatic Tube Weld:
Ferrule, Length C



Nominal Size		Order Code		C	
inch	mm	SF1	SF4	inch	mm
1/4	6,35	22C a 1	22C a 4	0.500	12,70
3/8	9,53	22C b 1	22C b 4	0.500	12,70
1/2	12,70	22C c 1	22C c 4	0.500	12,70
3/4	19,05	22C d 1	22C d 4	0.500	12,70
1	25,40	22C e 1	22C e 4	0.500	12,70
1 1/2	38,10	22C f 1	22C f 4	0.500	12,70
2	50,80	22C g 1	22C g 4	0.500	12,70
2 1/2	63,50	22C h 1	22C h 4	0.500	12,70
3	76,20	22C i 1	22C i 4	0.500	12,70
4	101,60	22C j 1	22C j 4	0.625	15,90
6	152,40	22C k 1	22C k 4	0.750	19,10